

**GREENOCK AND DISTRICT SCOUTS & GUIDES
AMATEUR RADIO CLUB**



BEAVER SCOUT RADIO ACTIVITY PACK

INCORPORATING

Explore Activity Badge

Communicator Activity Badge

Personal Challenge Award



Name _____

PREFACE

This workbook has been created and provided as a resource for the Beaver Scout Explore and Communicator Activity Badges and the Personal Challenge Award by the

Greenock and District Scouts and Guides Amateur Radio Club.

The Club meets most Fridays at 7.00 p.m. during term time in the Radio Shack at Greenock and District Scout Headquarters, Finnart Street, Greenock, Inverclyde.

We welcome visitors to the Club Radio Shack.

Should you or your Group wish to visit, please make arrangements through your Leader.

We can be contacted by email at: mm0tsg@gmail.com



Scan with your mobile phone to visit our website.

<http://mm0tsg.wordpress.com>





1. Explore Activity Badge

In order to complete the Beaver Scout Explore Activity Badge, you must complete the following activities:

1. Decide what or where to explore.
2. Think about what you expect to find.
3. Go on the exploration.
4. Tell others in the Colony what you have discovered.

Activity 1

Since you have decided to visit our Amateur Radio Station you have already completed **Activity 1**



well done!

Signed _____

Date _____

Activity 2

Before we go to see the radio station can you think of anything you would expect to see there?

Look at these pictures and put a tick beside the things you think will be there.



Activity 3

Now go with one of the operators and look at the radio station we have set up.

Were all your answers correct?

Yes / No

Was there anything else you saw that wasn't shown as a picture?
Write it down here. Someone will help you with the spelling.



2. Communicator Activity Badge

















In order to achieve this award you will need to do several things:

1. Learn how to make a phone call.
2. Learn your phone number.
3. Learn how to send an email or text message.
4. Spell your name in Morse code, semaphore, the phonetic alphabet, or using pictures and symbols.
5. Try to work out a simple message given to you in Morse code, semaphore, the phonetic alphabet, or using pictures and symbols.

Numbers 1 – 3 you will be able to complete with help from your leader.



During your visit to our radio station we will help you complete the numbers 4 and 5.

Beavers' Secret Code Sheet


								
A	B	C	D	E	F	G	H	I
								
J	K	L	M	N	O	P	Q	R
								
S	T	U	V	W	X	Y	Z	

Use the **Beavers' Secret Code Sheet** on the previous page to help you decode these messages.

1.




2.



The leader of your group will now give you some cards with the symbols already made up.

Try and use the symbols you have already been given to make up your own coded message, start with your name.



When you have finished this part you will have completed Parts 4 and 5 of your communicator's badge.



3. Personal Challenge Award



To earn this award, you need to complete two personal challenges that you agree with your Leader.

You should choose one of the challenges and your leader will choose the other.

- Look after a new Beaver for half a term.
- Talk about a topic you are interested in with an adult you don't know very well.
- Bring your scarf to Beavers every week for a term.
- Remember to brush your teeth twice a day for two weeks.
- Show good behaviour at Beavers for three weeks in a row.
- **Try something new that you are a bit nervous about. This could be exchanging messages via the radio with another Scout.**
- Go to a District fun day and talk to some other Beavers you don't know.
- Try all of the food on Beaver sleepover.
- Remember to feed your pet every morning for a week.

Now that you have finished exploring the radio station, it can be fun to send a message to another Scout by radio. This will also be part of your Personal Challenge Award. One of the operators will help you to write your message and send it.

This is an example of a typical message. You can fill in the gaps to make your message.

My name is

I live in

I am very good at

Do you have a hobby?

Over

Signed _____ **Date** _____



Activity 4 (for the Explore Badge)

Now that you have explored an amateur radio station you will have to go back to your colony and tell the others about your visit.

You will need to tell them what you saw and the things you did while you were there.

When you have done this you will have completed the

Beaver Scout Explore Badge

Ask your leader to sign this page of the book.



Signed _____

Date _____

Jamboree on the Air (JOTA)

Jamboree on the Air (JOTA) takes place on the third full weekend in October. If you would like to visit the Scouts and Guides Amateur Radio Station during this time, please speak to your Leader who will be able to arrange a visit for you either on your own or as part of a group.



HOPE TO SEE YOU THERE

73, from the radio operators of MMOTSG